



EUREKA COUNTY COMPTROLLER

701 SOUTH MAIN STREET
P.O. BOX 852 EUREKA, NEVADA 89316

PHONE: 775-237-6128
FAX: 775-254-6141

Nevada Department of Taxation
3850 Arrowhead Dr
Carson City, NV 89706

Crescent Valley Town _____ herewith submits the (TENTATIVE) budget for the
fiscal year ending June 30, 2027

This budget contains 1 funds, including Debt Service, requiring property tax revenues totaling \$ 17,150

The property tax rates computed herein are based on preliminary data. If the final state computed revenue limitation permits, the tax rate will be increased by an amount not to exceed 1%. If the final computation requires, the tax rate will be lowered.


This budget contains 1 governmental fund types with estimated expenditures of \$ 108,350 and
1 proprietary funds with estimated expenses of \$ 553,600

Copies of this budget have been filed for public record and inspection in the offices enumerated in NRS 354.596 (Local Government Budget and Finance Act).

CERTIFICATION

I Kimberly Todd
(Print Name)
Comptroller
(Title)

certify that all applicable funds and financial operations of this Local Government are listed herein



Signed: 

Dated: April 7, 2026

Phone: 775-237-6128

APPROVED BY THE GOVERNING BOARD

Only necessary for FINAL Budget
(Signature by DocuSign is acceptable)

SCHEDULED PUBLIC HEARING:

(Must be held from May 18, 2026 to May 29, 2026)

Date and Time: May 18, 2026 at 10:00 am

Publication Date: May 7 & 14, 2026

Place: Eureka County Courthouse
10 S Main Street, Eureka, NV 89316

Crescent Valley Town
2026/2027 Index

Description	Page #
Schedule S-1	1
Schedule S-2	3
Schedule S-3	4
Schedule A	5
Schedule A-1	6
Schedule A-2	7
Schedule B - Resources	8
Expense-General Fund: General Government	9
Expense-General Fund: Public Safety	10
Expense-General Fund: Public Works	11
Schedule B Summary	12
Schedule F-1 Crescent Valley Water Fund	13
Schedule F-2 Crescent Valley Water Fund	14
Schedule 31	15
Schedule 32	16
Schedule T (Not included)	17

	GOVERNMENTAL FUND TYPES AND EXPENDABLE TRUST FUNDS					TOTAL (MEMO ONLY) COLUMNS 3+4 (5)
	ACTUAL PRIOR YEAR 6/30/25 (1)	ESTIMATED CURRENT YEAR 6/30/26 (2)	BUDGET YEAR 6/30/27 (3)	PROPRIETARY FUNDS BUDGET YEAR 6/30/27 (4)		
REVENUES						
Property Taxes	16,689	15,603	17,150	\$	17,150	17,150
Other Taxes						
Licenses and Permits	540	500	500		500	500
Intergovernmental Resources	21,339	20,670	20,622		20,622	20,622
Charges for Services				159,000	159,000	159,000
Fines and Forfeits						
Miscellaneous	15,506	4,000	8,500		18,750	27,250
TOTAL REVENUES	54,074	40,773	46,772	177,750	224,522	224,522
EXPENDITURES-EXPENSES						
General Government	17,397	23,200	53,800		53,800	53,800
Judicial						
Public Safety	35,965	26,000	39,500		39,500	39,500
Public Works	7,671	6,000	15,050	553,600	568,650	568,650
Sanitation						
Health						
Welfare						
Culture and Recreation						
Community Support						
Intergovernmental Expenditures						
Contingencies			2,000		2,000	2,000
Utility Enterprises						
Hospitals						
Transit Systems						
Airports						
Other Enterprises						
Debt Service - Principal						
Interest Cost						
TOTAL EXPENDITURES-EXPENSES	61,033	55,200	110,350	553,600	663,950	663,950
Excess of Revenues over (under)	(6,958)	(14,427)	(63,578)	(375,850)	(439,428)	(439,428)
Expenditures-Expenses						

GOVERNMENTAL FUND TYPES AND EXPENDABLE TRUST FUNDS					TOTAL (MEMO ONLY) COLUMNS 3+4 (5)
	ACTUAL PRIOR YEAR 6/30/25 (1)	ESTIMATED CURRENT YEAR 6/30/26 (2)	BUDGET YEAR 6/30/27 (3)	PROPRIETARY FUNDS BUDGET YEAR 6/30/27 (4)	
OTHER FINANCING SOURCES (USES):					
Proceeds of Long-term Debt					
Sales of General Fixed Assets					
Operating Transfers (in)		0			0
Operating Transfers (out)		0			0
TOTAL OTHER FINANCING SOURCES (USES)					
Excess of Revenues and Other Sources over (under) Expenditures and Other Uses (Net Income)					XXXXXXXXXXXXXXXXXX
FUND BALANCE JULY 1, BEGINNING OF YEAR	308,919	301,958	287,531	XXXXXXXXXXXXXXXXXX	XXXXXXXXXXXXXXXXXX
Prior Period Adjustments				XXXXXXXXXXXXXXXXXX	XXXXXXXXXXXXXXXXXX
Residual Equity Transfers In				XXXXXXXXXXXXXXXXXX	XXXXXXXXXXXXXXXXXX
Residual Equity Transfers Out				XXXXXXXXXXXXXXXXXX	XXXXXXXXXXXXXXXXXX
FUND BALANCE JUNE 30, END OF YEAR				XXXXXXXXXXXXXXXXXX	XXXXXXXXXXXXXXXXXX
TOTAL ENDING FUND BALANCE	301,958	287,531	223,953	XXXXXXXXXXXXXXXXXX	XXXXXXXXXXXXXXXXXX

FULL TIME EQUIVALENT EMPLOYEES BY FUNCTION

	ACTUAL PRIOR YEAR ENDING 6/30/25	ESTIMATED CURRENT YEAR ENDING 6/30/26	BUDGET YEAR ENDING 6/30/27
General Government	0.25	0.25	0.25
Judicial	0	0	0
Public Safety	0	0	0
Public Works	0.5	0.5	0.5
Sanitation	0	0	0
Health	0	0	0
Welfare	0	0	0
Culture and Recreation	0	0	0
Community Support	0.25	0.25	0.25
TOTAL GENERAL GOVERNMENT	1	1	1
Utilities	1	1	1
Hospitals	0	0	0
Transit Systems	0	0	0
Airports	0	0	0
Other	0	0	0
TOTAL	2	2	2

POPULATION (AS OF JULY 1)	309	297	303
SOURCE OF POPULATION ESTIMATE*	PUBLIC UTILITIES AND STATE DEMOGRAPHICS		
Assessed Valuation (Secured and Unsecured Only)	8,099,485	7,975,878	8,674,731
Net Proceeds of Mines	-		
TOTAL ASSESSED VALUE	8,099,485	7,975,878	8,674,731
TAX RATE			
General Fund	0.2153	0.2153	0.2153
Special Revenue Funds	.0000	.0000	.0000
Capital Projects Funds	.0000	.0000	.0000
Debt Service Funds	.0000	.0000	.0000
Enterprise Fund	.0000	.0000	.0000
Other	.0000	.0000	.0000
TOTAL TAX RATE	0.2153	0.2153	0.2153

* Use the population certified by the state in March each year. Small districts may use a number developed per the instructions (page 6) or the best information available.

Crescent Valley Town
(Local Government)

SCHEDULE S-2 - STATISTICAL DATA

PROPERTY TAX RATE AND REVENUE RECONCILIATION

	(1)	(2)	(3)	(4)	(5)	(6)	(7)	(8)	(9)
	ALLOWED TAX RATE	ASSESSED VALUATION	ALLOWED AD VALOREM REVENUE [(1) X (2)/100]	TAX RATE LEVIED	TOTAL AD VALOREM REVENUE WITH NO CAP [(2, line A)X(4)/100]	AD VALOREM TAX ABATEMENT [(5) - (7)]	AD VALOREM REVENUE WITH CAP	NET PROCEEDS OF MINERAL REVENUE [(2, line B) X (4)/100]	BUDGETED AD VALOREM REVENUE WITH CAP PLUS REVENUE FROM NPM [(7) + (8)]
OPERATING RATE: A. AD VALOREM Subject to Revenue Limitations	1.7081	8,674,731	148,173	0.2153	18,677	1,527	17,150	XXXXXXXXXXXXXXXXXXXX	17,150
B. AD VALOREM Outside Revenue Limitations: Net Proceeds of Mines			XXXXXXXXXXXXXXXXXXXX						
VOTER APPROVED: C. Voter Approved Overrides									
LEGISLATIVE OVERRIDES D. Accident Indigent (NRS 428.185)									
E. Medical Indigent (NRS 428.285)									
F. Capital Acquisition (NRS 354.59815)									
G. Youth Services Levy (NRS 62B.150, 62B.160)									
H. Legislative Overrides									
I. SCRT Loss (NRS 354.59813)	0.0074	8,674,731	645						
J. Other:									
K. Other:									
L. SUBTOTAL LEGISLATIVE OVERRIDES	0.0074		645						
M. SUBTOTAL A, C, L	1.7155		148,818	0.2153	18,677	1,527	17,150		17,150
N. Debt									
O. TOTAL M AND N	1.7155		148,818	0.2153	18,677	1,527	17,150		17,150

Crescent Valley Town

SCHEDULE S-3 - PROPERTY TAX RATE AND REVENUE RECONCILIATION

The Allowed Revenue required for column 3 can be obtained from the March 15 Final Revenue Projections or manually calculated. If an entity chooses to budget for an amount in column 5 which is lower or higher than the amount produced by the formula, please attach an explanation.

REVENUES	(1)	(2)	(3) BUDGET YEAR ENDING 6/30/27	
	ACTUAL PRIOR YEAR ENDING 6/30/2025	ESTIMATED CURRENT YEAR ENDING 6/30/2026	TENTATIVE APPROVED	FINAL APPROVED
PROPERTY TAXES				
Property Tax	16,689	15,603	17,150	-
Subtotal	16,689	15,603	17,150	-
LICENSES AND PERMITS				
Business Licenses				
County Gaming Licenses	540	500	500	-
Subtotal	540	500	500	-
INTERGOVERNMENTAL				
State Shared Revenue				
State Gaming License	11,863	11,000	11,000	-
Consolidated Tax	2,476	2,670	2,622	-
NRS 354.59815				
NRS 354.59815 Capital Impovement	7,000	7,000	7,000	-
Subtotal	21,339	20,670	20,622	-
MISCELLANEOUS				
Other Miscellaneous				
Net INC (DEC) Fair Value	7,140	1,000	1,000	-
Interest Earned	7,809	3,000	7,000	-
Net Realized Gain (Loss)	557	-	500	-
Refunds	-	-	-	-
Subtotal	15,506	4,000	8,500	-
SUBTOTAL REVENUE ALL SOURCES	54,074	40,773	46,772	-
OTHER FINANCING SOURCES				
Transfers In (Schedule T)				
Proceeds of Long-term Debt				
Other				
SUBTOTAL OTHER FINANCING SOURCES				
BEGINNING FUND BALANCE	308,919	301,958	287,531	287,531
Prior Period Adjustments				
Residual Equity Transfers				
TOTAL BEGINNING FUND BALANCE	308,919	301,958	287,531	287,531
TOTAL AVAILABLE RESOURCES	362,993	342,731	334,303	287,531

Crescent Valley Town
(Local Government)
SCHEDULE B - GENERAL FUND

PROPRIETARY FUND	(1)	(2)	(3) (4) BUDGET YEAR ENDING 6/30/27	
	ACTUAL PRIOR YEAR ENDING 6/30/2025	ESTIMATED CURRENT YEAR ENDING 6/30/2026	TENTATIVE APPROVED	FINAL APPROVED
OPERATING REVENUE				
Water User Charges	157,680	150,000	155,000	-
Water Hook Up Fees	12,303	3,500	4,000	-
				-
				-
				-
				-
				-
Total Operating Revenue	169,983	153,500	159,000	-
OPERATING EXPENSE				
Salaries & Wages	86,301	82,000	117,500	-
Benefits	49,492	41,000	61,000	-
Service & Supplies	75,994	64,800	155,100	-
Depreciation	196,238	190,000	220,000	-
				-
				-
				-
				-
Total Operating Expense	408,025	377,800	553,600	-
Operating Income or (Loss)	(238,042)	(224,300)	(394,600)	-
NONOPERATING REVENUES				
Net Inc (Dec) In Fairvalue	18,395	-	250	-
Interest Earned	20,960	19,000	18,000	-
Net Realized Gain (Loss)	1,496	150	500	-
Insurance Proceeds				-
Other	-	-	-	-
Sale of Fixed Assets	(6,781)	-	-	-
Contribution to Assets	-	-	-	-
				-
Total Nonoperating Revenues	34,070	19,150	18,750	-
NONOPERATING EXPENSES				
Interest Expense				-
				-
				-
Total Nonoperating Expenses				-
Net Income before Operating Transfers	(203,972)	(205,150)	(375,850)	-
Transfers (Schedule T)				
In	-	1,000,000	-	-
Out				-
Net Operating Transfers				-
CHANGE IN NET POSITION	(203,972)	794,850	(375,850)	-

Crescent Valley Town
(Local Government)

SCHEDULE F-1 REVENUES, EXPENSES AND NET POSITION

FUND _____ C.V. Town Water Improvement

PROPRIETARY FUND	(1)	(2)	(3) BUDGET YEAR ENDING 6/30/27	
	ACTUAL PRIOR YEAR ENDING 6/30/2025	ESTIMATED CURRENT YEAR ENDING 6/30/2026	TENTATIVE APPROVED	FINAL APPROVED
A. CASH FLOWS FROM OPERATING ACTIVITIES:				
CASH INFLOWS:				
Water User Charges	166,473	150,000	155,000	-
Water Hook Up Fees	6,291	3,500	4,000	-
CASH OUTFLOWS:				
Salaries & Wages	-77958	-82000	-117500	-
Benefits	-51325	-41000	-61000	-
Services & Supplies	-88407	-64800	-155100	-
a. Net cash provided by (or used for) operating activities	(44,926)	(34,300)	(174,600)	-
B. CASH FLOWS FROM NONCAPITAL FINANCING ACTIVITIES:				
Sale of Fixed Assets	(33,172)	-	-	-
Transfer In - General Fund	-	1,000,000	-	-
b. Net cash provided by (or used for) noncapital financing activities	(33,172)	1,000,000	-	-
C. CASH FLOWS FROM CAPITAL AND RELATED FINANCING ACTIVITIES:				
CASH INFLOWS				
Refunds			-	-
CASH OUTFLOWS				
Capital Outlay	-0	-1080000	-85000	-
Contribution to Assets	-	-	-	-
c. Net cash provided by (or used for) capital and related financing activities	-	(1,080,000)	(85,000)	-
D. CASH FLOWS FROM INVESTING ACTIVITIES:				
CASH INFLOWS				
NET INC (DEC) in Fairvalue		-	250	-
Interest Earned	21,291	19,000	18,000	-
NET Realized Gain (Loss)	22,590	150	500	-
d. Net cash provided by (or used in) investing activities	43,881	19,150	18,750	-
NET INCREASE (DECREASE) in cash and cash equivalents (a+b+c+d)	(34,217)	(95,150)	(240,850)	-
CASH AND CASH EQUIVALENTS AT JULY 1, 20xx	824,990	790,773	695,623	695,623
CASH AND CASH EQUIVALENTS AT JUNE 30, 20xx	790,773	695,623	454,773	

__ Crescent Valley Town
(Local Government)

SCHEDULE F-2 STATEMENT OF CASH FLOWS

FUND C.V. Town Water Improvement

SCHEDULE OF EXISTING CONTRACTS

Local Government: Crescent Valley Town
 Contact: Kim Todd
 E-mail Address: ktodd@eurekacountynv.gov
 Daytime Telephone: 775-237-6128

Total Number of Existing Contracts: 2

Line	Vendor	Effective Date of Contract	Termination Date of Contract	Proposed Expenditure FY 2025-26	Proposed Expenditure FY 2026-27	Reason or need for contract:
1	Lumos & Associates	7/1/2013	6/30/2027	\$ 40,000	\$ 2,500.00	Survey/Engineering
2	Sierra Controls	1/1/2020	12/31/2027	\$15,000.00	\$5,000.00	SCADA for Water System
3						
4						
5						
6						
7						
8						
9						
10						
11						
12						
13						
14						
15						
16						
17						
18						
19						
20	Total Proposed Expenditures			\$ 55,000	\$ 7,500	

Additional Explanations (Reference Line Number and Vendor):

SCHEDULE OF PRIVATIZATION CONTRACTS

Local Government: Crescent Valley Town
 Contact: Kim Todd
 E-mail Address: ktodd@eurekacountynev.gov
 Daytime Telephone: 775-237-6128

Total Number of Existing Contracts: _____

Line	Vendor	Effective Date of Contract	Termination Date of Contract	Proposed Expenditure FY 2025-26	Proposed Expenditure FY 2026-27	Reason or need for contract:
1	None					
2						
3						
4						
5						
6						
7						
8						
9						
10						
11						
12						
13						
14						
15						
16						
17						
18						
19						
20	Total Proposed Expenditures					

Additional Explanations (Reference Line Number and Vendor):